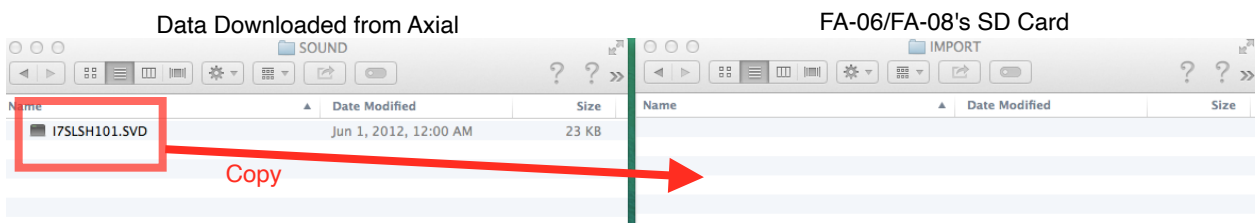


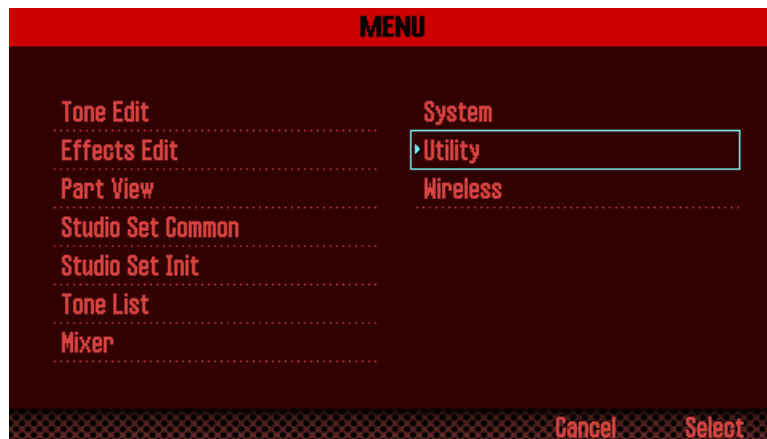
Importing INTEGRA-7's SuperNATURAL Synth Tones to the FA-06/FA-08

SuperNATURAL Synth Tones for the INTEGRA-7 are available on the Roland Axial sound library website.
<http://axial.roland.com/>

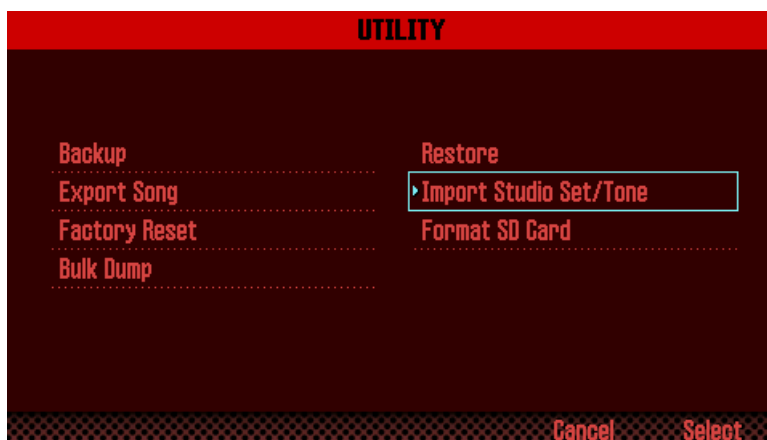
1. Insert FA-06/FA-08's SD card to your computer. (If your computer doesn't have a SD card slot, you will need to connect a SD card reader to your computer.)
2. Unzip the file that you downloaded from Axial and open the folder that appears. Then open the Roland folder, the SOUND folder, and copy the SVD file to the IMPORT folder of the FA-06/FA-08's SD card.



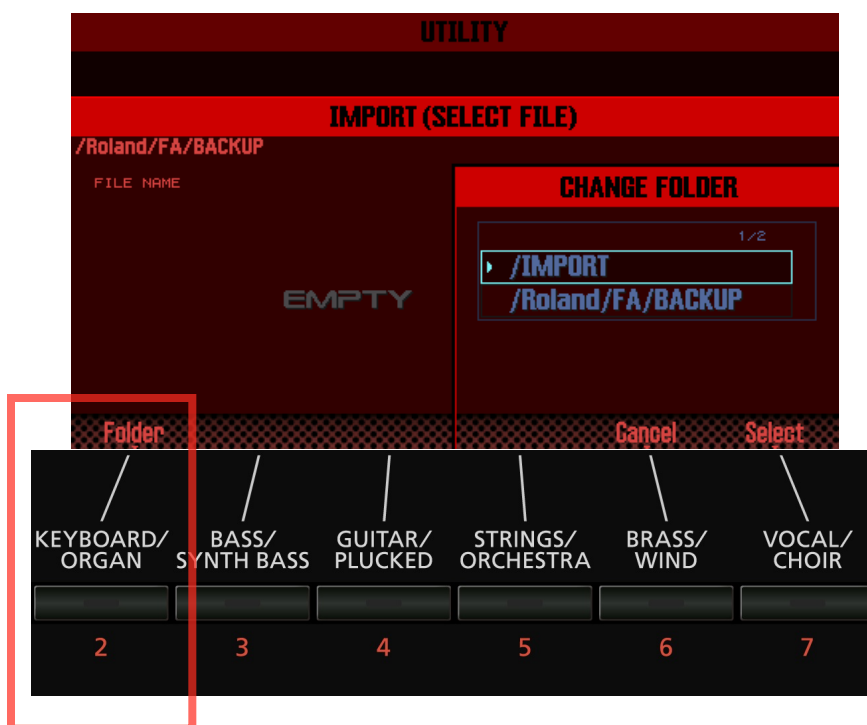
3. Insert the SD card to the FA-06/FA-08.
4. Press the [MENU] button.
5. Select "UTILITY" and press the [ENTER] button.



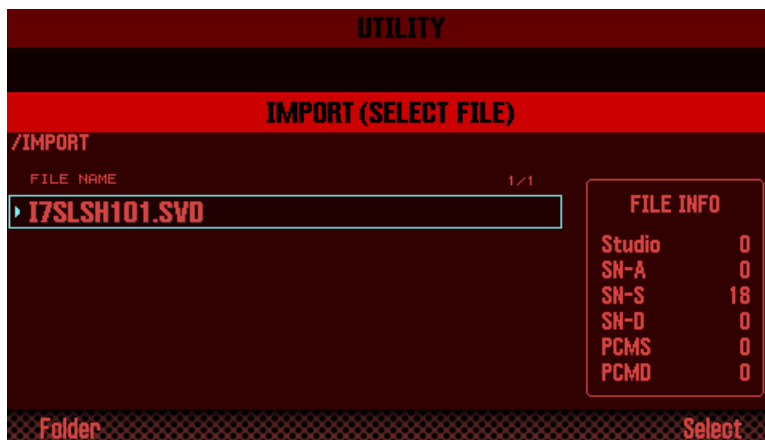
6. Select "Import Studio Set/Tone" and press the [ENTER] button.



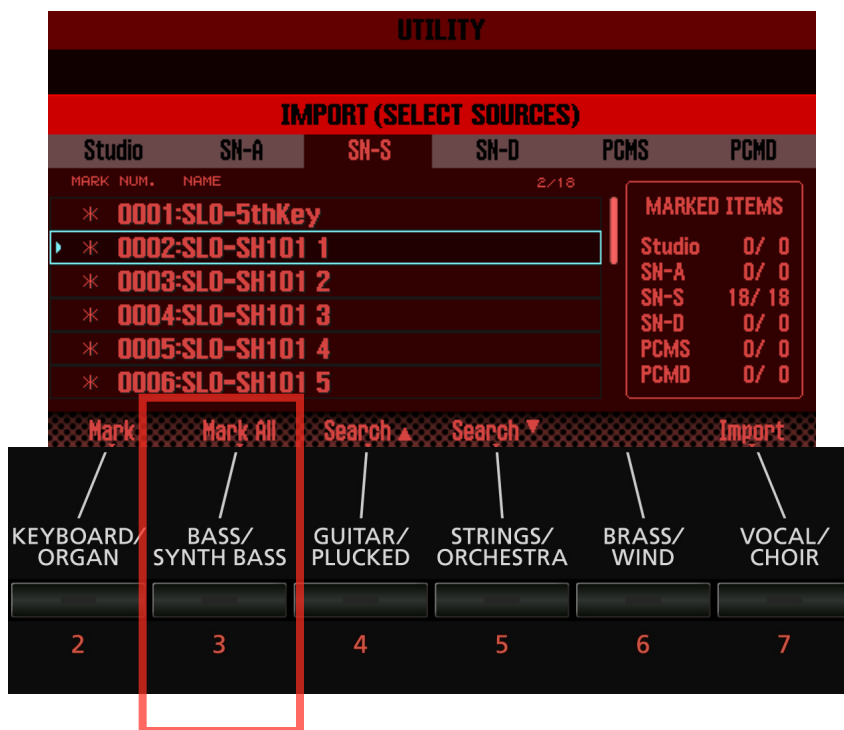
7. Select "Folder" by pressing the [KEYBOARD/ORGAN (2)] button, select "/IMPORT", and press the [ENTER] button.



8. Select the SVD file and press the [ENTER] button.

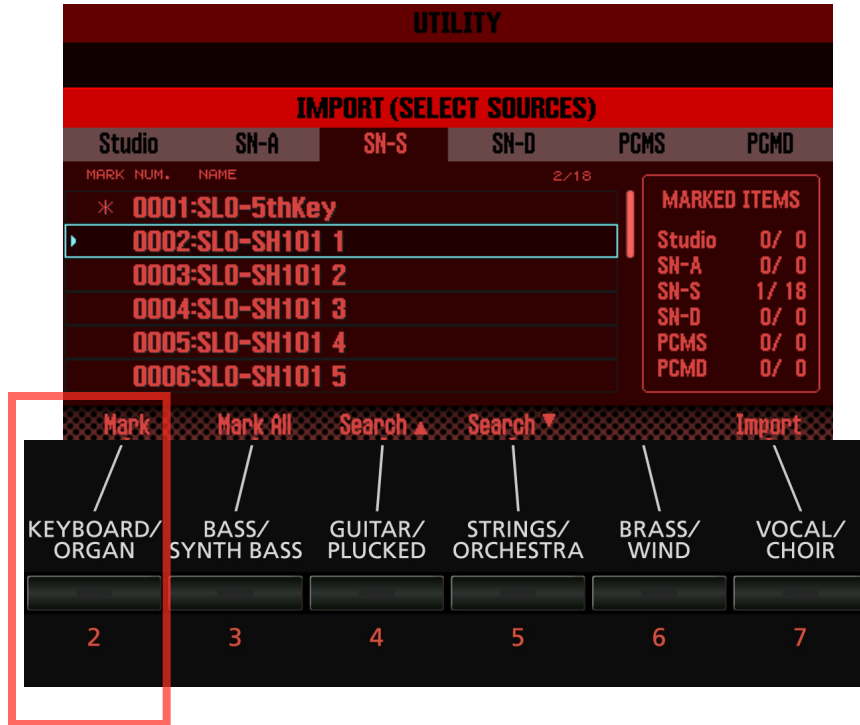


9. Press the [BASS/SYNTH BASS (3)] (Mark All) button.

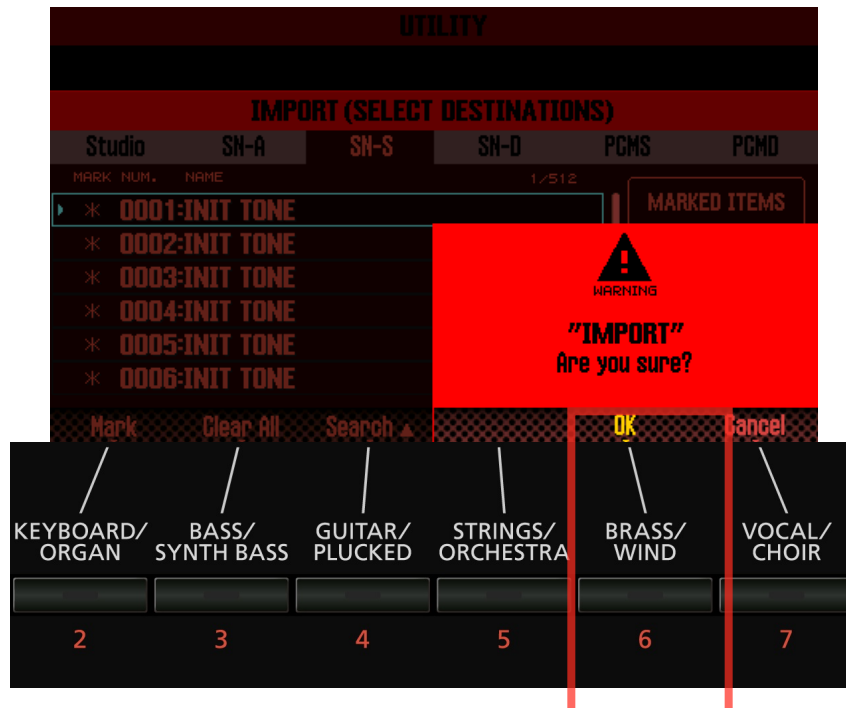


TIP

If you would like to import the sounds that you only need, select the sound and press the [KEYBOARD/ORGAN (2)] (Mark) button. Repeat this step to select more sounds.



- Press the [ENTER] button twice and press the [BRASS/WIND (6)] (OK) button. When the message "Processing..." disappears from the screen, you're done.



Selecting Sounds Imported to the FA-06/FA-08

There are two ways to select the sounds that you imported.

- In the STUDIO SET PLAY screen, select the Category Lock icon and turn the dial to "UNLOCK" it. Next, change the TYPE to SN-S and the BANK to USER. You will now be able to select the sounds in order from this screen.



- Press the [SYNTH/PAD (8)] button and turn the dial to scroll through until you reach the USER bank. You can also press the [SYNTH/PAD (8)] button and then press the [ENTER] button to show the TONE LIST. Depending on the sounds you imported, you can find them by scrolling down the sub category list until you see the USER bank.

TIP

The Studio Set's part parameters will affect the sound of the Tones. To avoid this, you will need to initialize the Studio Set or the Part. For details, please refer to the FA-06/FA-08 Reference Manual.